



training solutions

GROUP LTD

# Training Solutions

## CKD COLLEGE ENRICHMENT COURSES HAIR BROCHURE

2023/2024





# About college training

Training Solutions are committed to the training and further education within colleges. We offer a number of short courses within colleges specifically tailored to enable the student to expand their knowledge and learn new techniques alongside superior products.

All our educators are fully qualified lecturers with extensive industry experience offering you the very best training available and the technical team at Training Solutions also offer continuing support by answering any queries you may have.

# Important information



- We require a minimum of 12 students and a maximum of 18 (see individual course for maximum students).
- All lecturers are taught free of charge with minimum of 12 students attended and not exceeding the maximum (does not include kit).
- All products are supplied for the duration of the course.
- Students will receive their online learning portal 7 days prior to the course which will house their digital manual, video tutorials and certificate.
- The learning portal can be accessed for one year.
- We can provide promotional branded posters which can be put on noticeboards or emailed out.

# HAIR COURSES

## HAIR COURSES

# *Advanced & Creative Ladies Cutting*

Asymmetry, disconnections, use of razors & creative techniques all combine to make commercial styles. An experienced educator will guide you through your creation on a training head and then assist you in making a more 'High Street' creative cut.

Minimum students	Maximum students	Prerequisite to attend
12	16	Working towards or L2 hair

### KEY LEARNING

- Razor Cutting, Disconnection. Asymmetry, Restyling
- Demonstration from the educator
- Hands on practical workshop on training head (1 Hair Cut)  
Step by Step with the educator



## HAIR COURSES


# *Big Bouncy Blow-Dry*

Learn how to create big bouncy blowout looks that your clients want. Focus on creating volume, curls, discuss product application, and specific techniques to get the look and make it last.

Minimum students	Maximum students	Prerequisite to attend
12	18	NONE

### KEY LEARNING

- Demonstrations on various blow-drying and styling techniques, including the use of tongs and straighteners and the big bouncy blowout look
- Hair Preparation
- Hands on practical



# *Bleaching & Lightening Skills*

Refresh Your Skills and Knowledge -During this interactive workshop, brush up on your colouring techniques and get to grips with a range of lightening skills. A perfect course for those looking to review, refresh and update their skills and feel confident with the process of creating brilliant bleaches and blondes.

Minimum students	Maximum students	Prerequisite to attend
12	18	Working towards or L2 hair

### KEY LEARNING

- Recap on essential colour theory
- Practical hands on Colour application (Platinum lightening, Bleaching, technique, Foil Highlighting, Full head bleaching)
- Product recommendation and after care advice



## HAIR COURSES

# *Classic Bridal and Event Hair*

You will learn 4 key bridal styles including, rolls, knots, buns and the application of hair ornamentation that will capture the magic of every bride's fairy-tale dreams. The perfect bridal/ prom and event hair course to build confidence in hair up.

Minimum students	Maximum students	Prerequisite to attend
12	18	NONE

### KEY LEARNING

- Demonstrations and Practical on 4 styles. Buns, Knots, Barrel Curls Relaxed hair down look
- Hair Preparation
- Product Recommendations, aftercare advice & price guidance





## HAIR COURSES

# *Classic Cutting*

This cutting course provides a solid foundation to those who need to refresh their skills or have just completed a hairdressing qualification and want to boost their confidence. The course is practically focused.

Minimum students	Maximum students	Prerequisite to attend
12	16	Working towards or L2 hair Basic Cutting Skills

### KEY LEARNING

- Demonstration from the educator
- Hands on practical workshop on training head (1 Hair Cut)  
Step by Step with the educator
- Classic Cutting principles.



# *Colour Correction*

Resolve colour correction problems in a hassle free and profitable way. This interactive theory workshop will show you how to maximize your earning potential by really understanding and building confidence in how to resolve colour problems

Minimum students	Maximum students	Prerequisite to attend
12	18	Working towards or L2 hair

### KEY LEARNING

- Hair & scalp analysis
- Interactive Colour Correction theory: Lightning, Darkening, Tonal Correction & White Hair Coverage
- Analysis of hair colour
- Colour Correction Methods



## HAIR COURSES

# *Curls & Waves - Hair Down Styling*

Learn how to create perfect waves, curls and movement for those 'hair down' moments. Through interactive demonstrations and practical hands-on training you will be guided through at least 4 different techniques & create a 'photo finish' look at the end.

Minimum students	Maximum students	Prerequisite to attend
12	18	Working towards or L2 hair

### KEY LEARNING

- Demonstrations of various styling techniques (at least 4) to create varied curl patterns
- Students will work on long hair mannequin heads
- Hair Preparation
- Product Recommendations, aftercare advice & price guidance



## HAIR COURSES

# *Foundation Barbering - Hairdresser to Barber*

Realize the potential of adding 'Barber Style' Services to your work- this course shows you how simple and easy adding barbering techniques are and how to maximize earning potential.

Minimum students	Maximum students	Prerequisite to attend
12	16	Working towards or L2 hair

### KEY LEARNING

- Demonstration from the educator
- Hands on practical workshop on training head/ or live models  
x2 hair cuts,
- Using clippers & scissors for blending



## HAIR COURSES

# *Freehand & Balayage Colouring*

Realize the potential of adding 'Barber Style' Services to your work- this course shows you how simple and easy adding barbering techniques are and how to maximize earning potential.

Minimum students	Maximum students	Prerequisite to attend
12	18	Working towards or L2 hair

### KEY LEARNING

- Freehand Hair Colouring using Signature Sectioning and Painting Patterns (Cloud, C,Y,W,V methods)
- Selecting Tools and Equipment
- Colour Melting
- Baby Lights / Microlights / Bronding
- Colour Contouring



## HAIR COURSES

# *Keratin Smoothing Treatment*

Give your clients smoother more manageable hair. Understand the methods of the Keratin Blow-dry that reduces frizz, tames, and smooths the hair.

Minimum students	Maximum students	Prerequisite to attend
12	16	Working towards or L2 hair

### KEY LEARNING

- Hands on Practical Workshop on live models
- Support from the educator
- After Care Advice



## HAIR COURSES

# *Male Facial Hair Waxing & Grooming*

Master the latest trend in male grooming techniques on this practical course. Offer your male clients the ultimate finish to their haircut.

Minimum students	Maximum students	Prerequisite to attend
12	16	L2 Hair or Working towards L2 barbering

### KEY LEARNING

- Beard Shaping (if models are suitable)
- Beard Colouring using RefectoCil
- Facial hair waxing (brows, temples upper cheeks, nostrils and ears)
- Facial Threading (upper cheek)



## HAIR COURSES

# *Plaiting & Braiding*

Plaits & Braids Focus on the fast paced and trend driven Plaiting and Braiding Skills during this hands-on practical workshop. As part of this workshop, you will learn how to do rope plaits and fashion plats, using two, three and four strands.

Minimum students	Maximum students	Prerequisite to attend
12	16	NONE

### KEY LEARNING

- Demonstrations of various styling techniques
- Student will work on long hair mannequin heads to create several plaited/braided looks
- Work on 2,3,4 strand braids along with Faux braids
- Hair Preparation





## HAIR COURSES

# *Retro & Vintage Styling*

Roll it, set it, style it, using modern techniques to create the classic looks of the golden vintage age hitting the latest fashion trends in hair styling and up doo's.

Minimum students	Maximum students	Prerequisite to attend
12	16	NONE

### KEY LEARNING

- Demonstrations of various styling techniques
- Hair Preparation
- Students will work on long hair mannequin heads to create 4 retro and vintage themed looks



## HAIR COURSES

# *Short Hair Cutting*


Get to grips with lady's crops and textured short styles. With interactive demonstrations followed by a hands-on practical workshop where you will work to practice your skills with the assistance of an experienced educator.

Minimum students	Maximum students	Prerequisite to attend
12	16	Working towards or L2 hair Basic Cutting Skills

### KEY LEARNING

#### Short hair methodology

- Demonstration from the educator
- Hands on practical workshop on training head (1 Hair Cut) Step by Step with the educator
- Techniques included: scissor over comb, short graduation and texturising



## HAIR COURSES


# *Trend Bridal & Event Hair Up*

This trend-led course brings bridal techniques in line with current trends and fashions. Push back the classic, review and master bridal/event hair techniques through a guided interactive session with an expert educator.

Minimum students	Maximum students	Prerequisite to attend
12	18	Working towards or L2 hair

### KEY LEARNING

- Demonstrations and Practical on 4 styles, including chignons and relaxed textured looks.
- Hair Preparation.



# Summary

## How to book a course with Training Solutions



Contact Training Solutions at [info@uktraining-solutions.co.uk](mailto:info@uktraining-solutions.co.uk)



We will book in your dates, check student numbers and confirm what students need to bring along



You will need to forward your purchase order if the college is paying



7 days prior to the course, the students will get sent a welcome email and access to their online learning portal



The day of the course, the trainer arrives and delivers the course